



➤ **OLAT-Introduction for students**

OLAT registration with authentication through Shibboleth

OLAT

- OLAT (Online Learning and Training) is an **Open Source eLearning platform**, which was developed at the University of Zurich.
- Since August 2010, the *Virtueller Campus Rheinland-Pfalz* (VCRP) is operating the platform.



Shibboleth

Shibboleth is a **method for the authentication and authorization** of webservice and web applications which was developed by *Internet2*.

The idea behind this proposal is that the user **needs to register only once to get access to several services and contents at the same time.**

OLAT registration through Shibboleth

- Call up the OLAT website: <http://olat.vcrp.de>

Select your language in the upper right corner.

OpenOLAT - infinite learning

Mit OpenOLAT-Kennung Mit Hochschul-Kennung Gastzugang

OpenOLAT Anmeldung

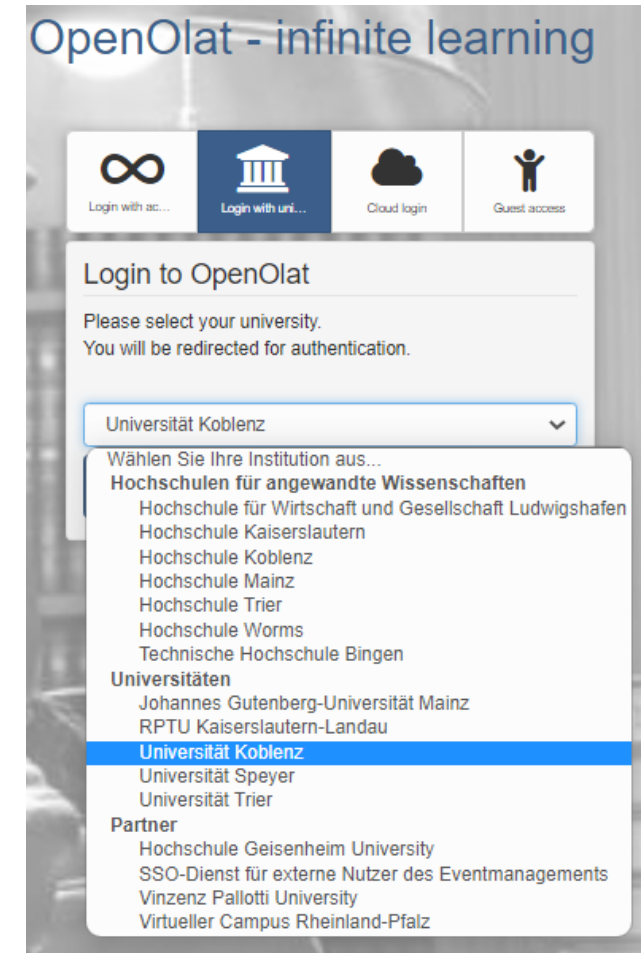
Bitte wählen Sie Ihre Hochschule.
Für die Authentifizierung werden Sie weitergeleitet.

Wählen Sie Ihre Institution aus...

Login

OLAT registration through Shibboleth

- Click on the top tab „Login with university...“,
- select „Universität Koblenz“ at the drop-down menu and
- click on „Login“.



Login through Shibboleth and language choice

Now fill in the e-mail adress and the corresponding password you received from your university.

After confirming the "Login" button you will be redirected to the OLAT website.

Next, you must choose your language.

Click on „Next“ afterwards.

Anmelden bei OpenOlat

Emailadresse

██████████@uni-koblenz.de

Passwort

.....

Anmeldung nicht speichern

Die gegebene Zustimmung zur Weitergabe Ihrer Informationen an diesen Dienst wird gelöscht.

Anmeldung

[Passwort vergessen?](#)

Selection of a user name

Please fill in the user name you would like to use at OLAT.

After that, a check shall verify whether your user name is already assigned.

Registration

Please choose a user name to work with OLAT. **Attention:** This name cannot be changed afterwards!

OLAT user name

e.g. John Doe -> jdoe

The user name can not be changed afterwards.

Additionally, the user name in OLAT must always start with a lowercase letter.

Registration

Please fill in your name and click on „Save“.

Registration

Please complete your user properties.

* First name

* Last name

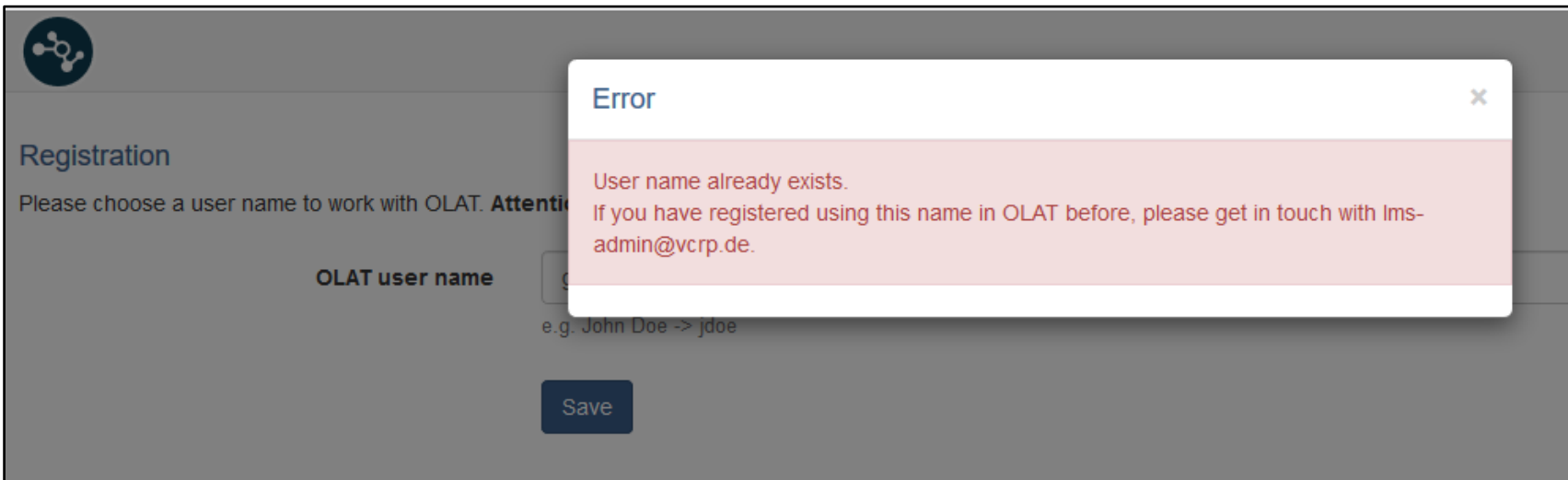
* E-mail

Registration

If your user name is already assigned, you will get an error message.

Choose a new user name.

If you already have an OLAT account with this user name, please contact lms-admin@vcrp.de.



Terms of use

You must agree to the terms of use. Click on „Accept“ afterwards.

Thereby your registration is completed.

Now you are able to login with your university identification (see slide 4-6).

Terms of use

Terms of use

An OpenOLAT user should be aware that OpenOLAT can only be used for study or teaching purposes. He/she may not contravene any german law concerning public behaviour and/or the rights of third parties (right to a name, copyright, data protection, etc.). Specifically, the OpenOLAT user undertakes not to propagate any material of pornographic, racist, illegal, discriminatory or violent nature, or to store such material on the OpenOLAT Server. Furthermore he/she undertakes not to incite, or provide material for incitement, to illegal activities.

The Virtual Campus Rheinland-Pfalz reserves the right to block access to the OpenOLAT server for any user contravening the above conditions, and to erase the user's data. The Virtual Campus Rheinland-Pfalz furthermore reserves the right to invoke legal proceedings in such a case.

Privacy policy


Please respect the [privacy policy \(german\)](#) of the VCRP OpenOLAT.

[Print "Terms of use"](#)

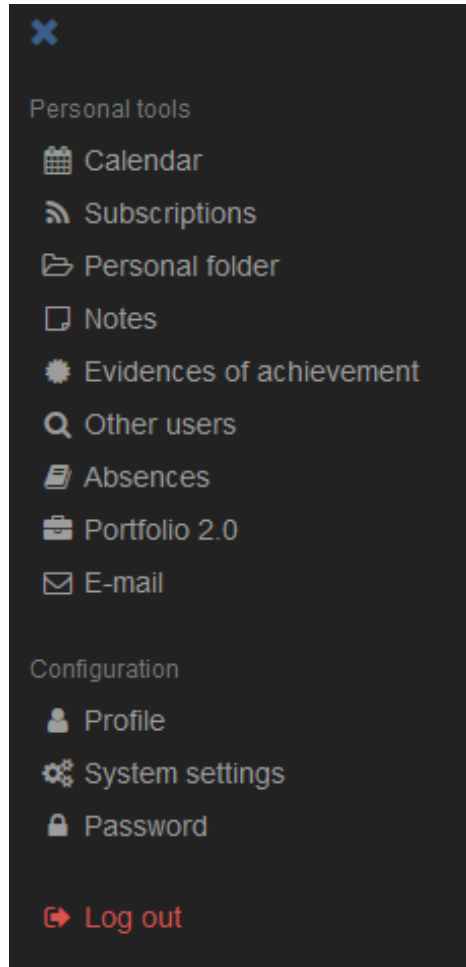
I have read your terms of use, do understand and agree.

Change of language

If you want to change the language after registration, click on the question mark at the right side of the menu bar.



Change of language

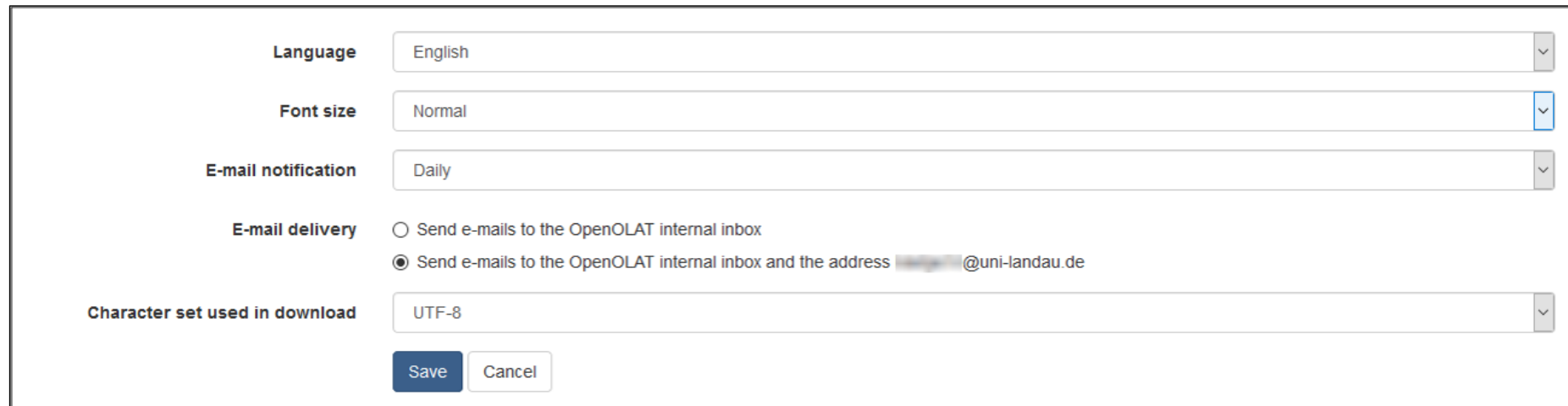


Now, a sidebar appears. Click on „System settings“ at the lower part of the sidebar.

Change of language

Click on „Language“ and select the desired language.

To approve your selection, click on „Save“.



The screenshot shows a settings form with the following fields and options:

- Language:** A dropdown menu currently set to "English".
- Font size:** A dropdown menu currently set to "Normal".
- E-mail notification:** A dropdown menu currently set to "Daily".
- E-mail delivery:** Two radio button options:
 - Send e-mails to the OpenOLAT internal inbox
 - Send e-mails to the OpenOLAT internal inbox and the address [redacted]@uni-landau.de
- Character set used in download:** A dropdown menu currently set to "UTF-8".

At the bottom of the form are two buttons: "Save" (in blue) and "Cancel" (in white).



➤ **Thank you very much for your attention!**



Interdisziplinäres Zentrum für Lehre (IZL), Universität Koblenz und Zentrum für Hochschullehre und -didaktik Landau (ZHDL), Rheinland-Pfälzische Technische Universität Kaiserslautern-Landau; CC BY-SA 4.0



Skills Academy



Sprachen



Profilbereich



Mentoring



Beratung



Karriere



Alumni